


SEEN AND HEARD




Second Session 2010, Issue 5



“BECKET ONWARD...”

The words, “Becket onward” in the song Amici mean that the Becket Way is meant to be shared outside of camp. You will have many more opportunities to Help The Other Fellow and Do Your Best throughout the school year. Hopefully you can find ways to use The Becket Way as an inspiration to bring something positive to your world.

Perhaps you will help someone that is being bullied, or join a cause that is important to you. You might pick up trash in your neighborhood, or help your parents around the house. Perhaps your good deed will inspire others to also help someone and the Becket Way will begin to spread. Don't help others to get praise or to be recognized, help others because it is the right thing to do and because it makes the rest of the world just a little bit more like camp. Becket onward.



Keep in Touch!

Just because you are not at Camp Becket does not mean you're out of touch. Dan and Chris get to live at camp all year and they love getting letters. Tell them how your summer went, or make suggestions for next year. You can write to them any time at:

Camp Becket
748 Hamilton Rd
Becket, MA 01223

email: cburke@bccymca.org & dberg@bccymca.org

Reflections on camp...

Every year I have attended Camp Becket, I have always had a great summer. To me, Becket is a place where I can meet new people, learn new things, and try to become a great leader. It is because of all those reasons that I keep coming back to Camp Becket.

As I leave camp I will think of all the friends I've made, and all the things that I have learned.

Camp Becket is forever.

Kyle Sneed
Cabin Sequoia

Meet Jamie!

by Gabe Alder-Cohen

Jamie Hollerith was the Construction Foreman this summer. That means that he was in charge of working with the Ranger Construction Cabins to make sure that the new Moose Lodge is built to last another 100 years. Jamie spent 3 years working with construction cabins, and he also did some building with his dad.

S&H - What is your favorite part about being in the construction program?

JH - A tangible progression of your efforts and getting to see the results of all the hard work you've put in.

S&H - When are you happiest working on the site?

JH - When everyone is understanding the task at hand and working together towards completing it.

S&H - What is your record for the least number of hits to put a nail in?

JH - Two hits!

MORE!

THE SHOW MUST GO ON...

As the curtains closed for the last time, I thought about what had happened; we had put on a great show, but that was not what had amazed me. What amazed me is the day before things were not looking good. We changed half the play, we couldn't find two of our biggest characters, and our mood was fouled by the storm. The next day was the day of the show, and even I was not sure we could pull it off.

But that night I looked at my fellow cast member's eyes and at that second, I knew we could do it. We had an amazing show and looking out at the audience, I knew we had done it together as a cast.

- Dennison (Captain Hook)

The Closing

*The end is near
Open your ears
The new year is here
It's time to go
Let your feelings flow
But don't ever let
Your friend go*

*Jimmy Crowley
Cabin Badlands*


BOB'S CAMPFIRE PRETZEL RECIPE BY REQUEST

Ingredients:

4 teaspoons active dry yeast	5 cups all-purpose flour
1 teaspoon white sugar	1/2 cup white sugar
1 1/4 cups warm water (110 degrees F)	1 1/2 teaspoons salt
1 tablespoon vegetable oil	

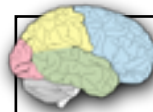
1. In a small bowl, dissolve yeast and 1 teaspoon sugar in warm water. Let stand until creamy, about 10 minutes.
2. In a large bowl, mix together flour, 1/2 cup sugar, and salt. Make a well in the center; add the oil and yeast mixture. Mix and form into a dough. If the mixture is dry, add one or two tablespoons of water. Knead the dough until smooth, about 7 to 8 minutes. Lightly oil a large bowl, place the dough in the bowl and turn to coat with oil. Cover with plastic wrap and let rise in a warm place until doubled in size, about 1 hour.
3. When risen, turn dough out onto a lightly floured surface and divide into 12 equal pieces.
4. Build a small campfire and allow it to burn down until it is hot coals. Take a ball of dough and form it into a rope about an 3/4 inch wide and wrap it in a spiral onto the end of a stick. Slowly heat over the coals, turning as you go until golden brown. Coat with butter and sprinkle salt on it when done. Yum!

Non-Campfire Method: Roll each piece into a rope and twist into a pretzel shape. Sprinkle with melted butter and salt and bake in a preheated oven for 8 minutes, until browned.



One Last Illusion:

Would you believe that the lines are all parallel (evenly spaced from each other)? It's true check for yourself with a ruler.



Answers to last week's Siesta Puzzlers:

What can run but never walks, has a mouth but never talks, has a head but never weeps, and has a bed but never sleeps?? **A RIVER!**

What letter is next in this sequence?

M, A, M, J, J, A, S, O, ___ Answer: **N (NOVEMBER)**

How could the 22nd and 24th U.S. Presidents have the same parents, but weren't brothers? Answer: **Grover Cleveland was the 22nd and the 24th President**